

TURNSTILE
GA2-STI
GA2-S



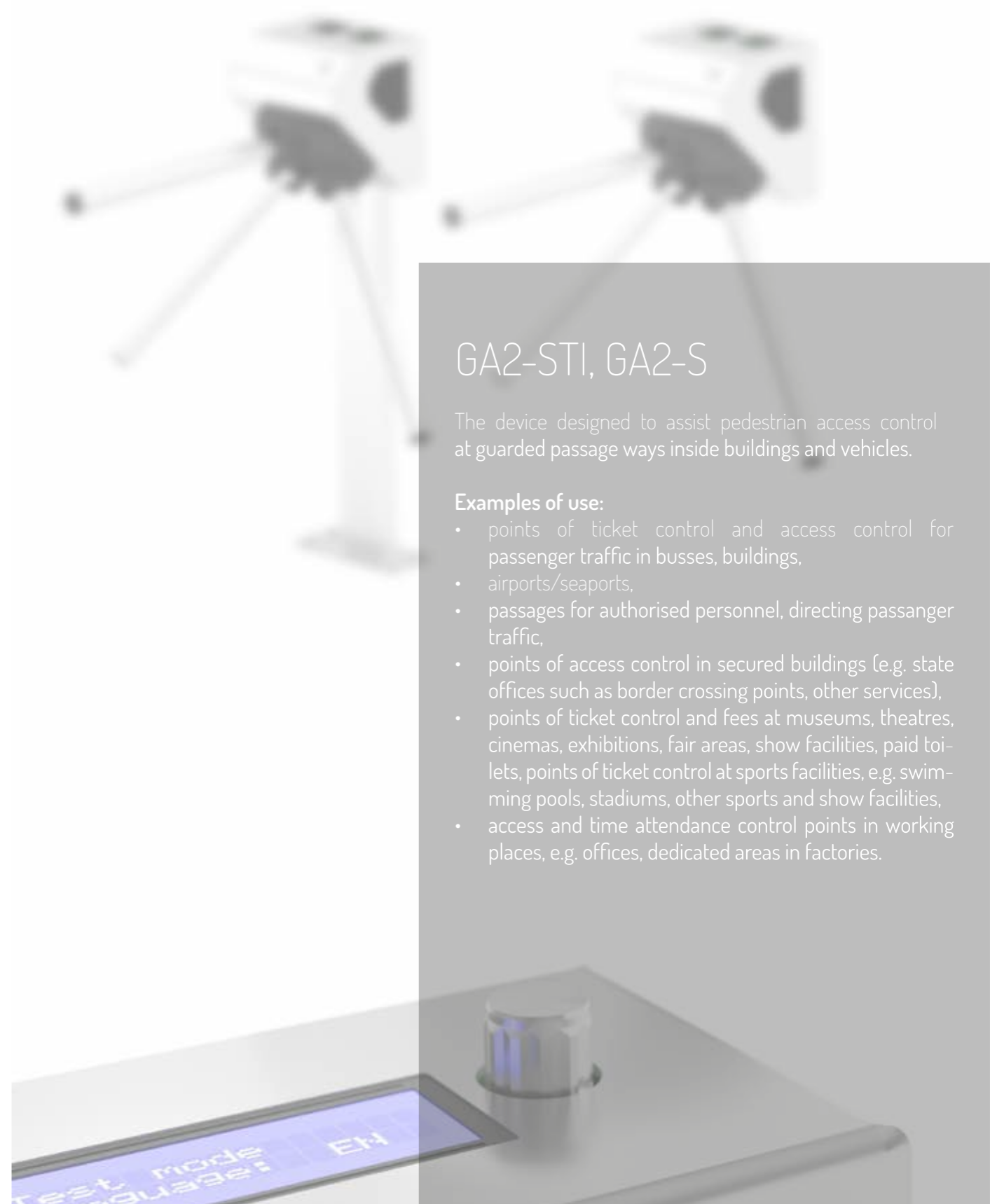
Smart and durable solutions

Packed in one product



Configuration

Easier than ever.



GA2-STI, GA2-S

The device designed to assist pedestrian access control at guarded passage ways inside buildings and vehicles.

Examples of use:


- points of ticket control and access control for passenger traffic in busses, buildings,
- airports/seaports,
- passages for authorised personnel, directing passenger traffic,
- points of access control in secured buildings (e.g. state offices such as border crossing points, other services),
- points of ticket control and fees at museums, theatres, cinemas, exhibitions, fair areas, show facilities, paid toilets, points of ticket control at sports facilities, e.g. swimming pools, stadiums, other sports and show facilities,
- access and time attendance control points in working places, e.g. offices, dedicated areas in factories.



Save money and space in Your building

Mounted to the wall

Verified in hard conditions.




DESCRIPTION OF DEVICE



TYPE OF FINISHING

Finishing of housing and support stand



Stainless steel - INOX AISI 304

RAL 9006

RAL 9005

RAL 5010



RAL 6002



RAL 9003


Standard colour/standard finishing

Non-standard colour/non-standard finishing

FUNCTIONS



1



2



3



4



5



6

1. EASY SETTING

Configuration of operation modes and function is easy with the use of a control panel with a display and an encoder.

2. LED PICTOGRAMS

Visual signalling (diode pictograms) informs about traffic directions being turned on and turned off within the passage section. A red pictogram informs that the traffic direction is turned off/locked (the device disables a passage of a person); a green pictogram informs that the traffic direction is turned on.

3. WORK MODES

The device enables operation in different modes eg traffic control for both directions of motion or traffic control for any selected direction of movement.

4. PRECISE MEASUREMENT SYSTEM

The device is equipped with an electronic rotor position measurement system that allows the control system to control the work of the lock system.

5. ARM DROP FUNCTION (AN OPTION)

Automatic arm drop function (function in the model of the device with the arm drop module).

6. SUPPORTING ARMS ROTARY MOTION

The mechanism of the device is equipped with mechanical arm rotation aid which helps in easy and smooth passage of a person.

TECHNICAL PARAMETERS

MECHANISMS

Mechanisms are designed for continuous operation. Mechanisms allow 1200 cycles / hour.

MECHANISM [GA2]

Mechanism equipped with:

- mechanical arm support,
- blockade system for the arms,
- precise measurement system for arms position,
- automatic unlocking in case of electrical power failure.

DEFINITIONS OF DEVICES - WITHOUT DROP ARM FUNCTION

Model	Housing finishing
GA2 - STI	INOX/RAL ...
GA2 - S	INOX/RAL ...

DEFINITIONS OF DEVICES - WITH DROP ARM FUNCTION

Model	Housing finishing
GA2 - STI - DA	INOX/RAL ...
GA2 - S - DA	INOX/RAL ...

Samples:

- GA2 - STI - RAL5010 - a GA2-STI turnstile finished with steel color RAL5010.
- GA2- S - DA - INOX - a GA2-S turnstile with arm drop function finished with steel in grade AISI 304.

ELECTRONIC SYSTEM

- Steering input (0V signal) for each traffic direction individually
- Feedback signal output (0V signal) informing about a passage of a person based on an authorising signal,
- A higher priority input for excluding the section from operation (e.g. from the building management system),
- The highest priority input for clearing/opening the passage section (e.g. from the firefighting system),
- Functions: remembering steering signals during the working cycle, sound signalling, diode signalling, automatic calibration

PARAMETERS

Power supply voltage:	-24 V AC
Maximum power consumption:	75 VA
Minimum power consumption:	2.2 A
Steering signal:	max. 0.5 sec
Feedback signal:	0V
Operation temperature:	-20° to +50° C [-4° to 122°F]
Storage temperature:	-30° do +60° C [-22° to 140°F]
Maximum humidity:	10-80%
Operation environment:	inside buildings
IP protection rate:	IP 43
Net weight - MODEL „S“	-60kg [132 lb]
Net weight - MODEL „STI“	-60kg [132 lb]

OPTIONAL EQUIPMENT *

Name	Description
Power supply	Power supply 230/24V
Control panel	Control panel for manual traffic control

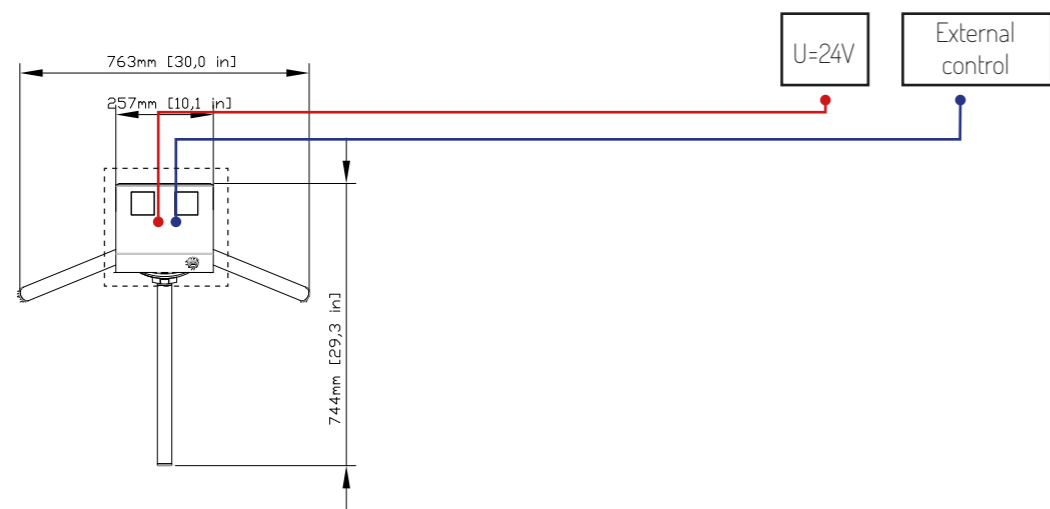
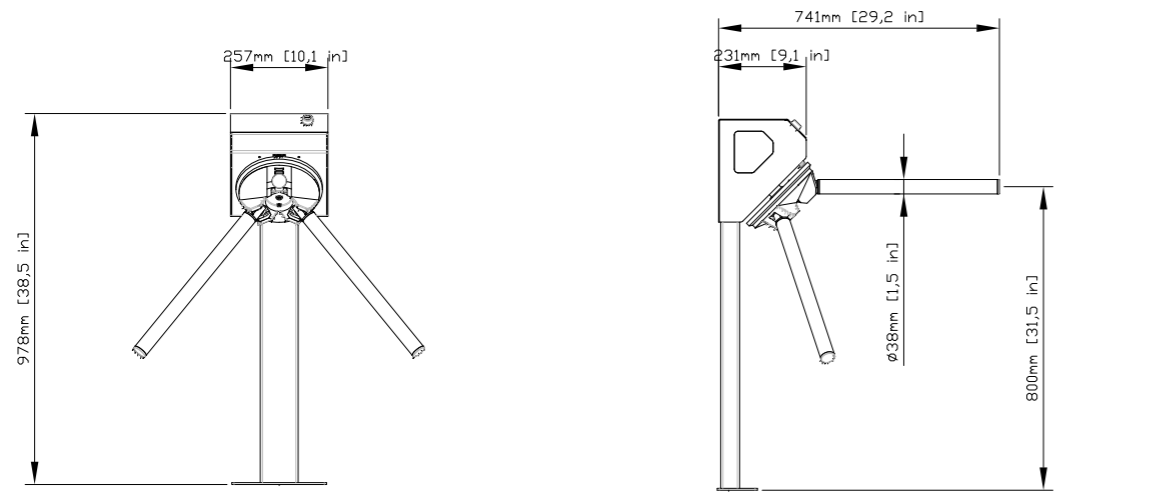
* Optional equipment is not included with the device.



Materials and instructional videos available at www.gastopgroup.com

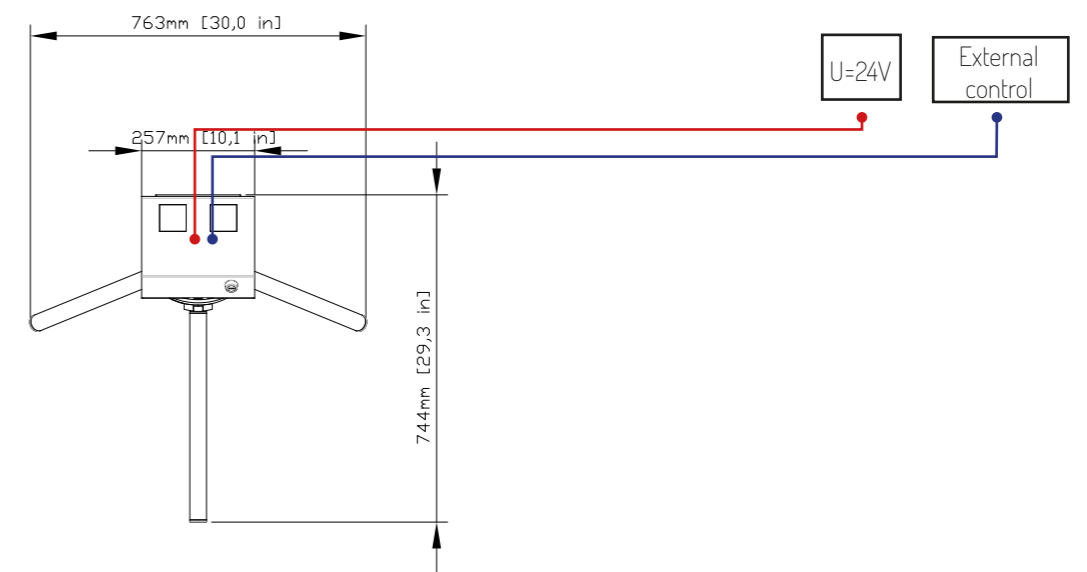
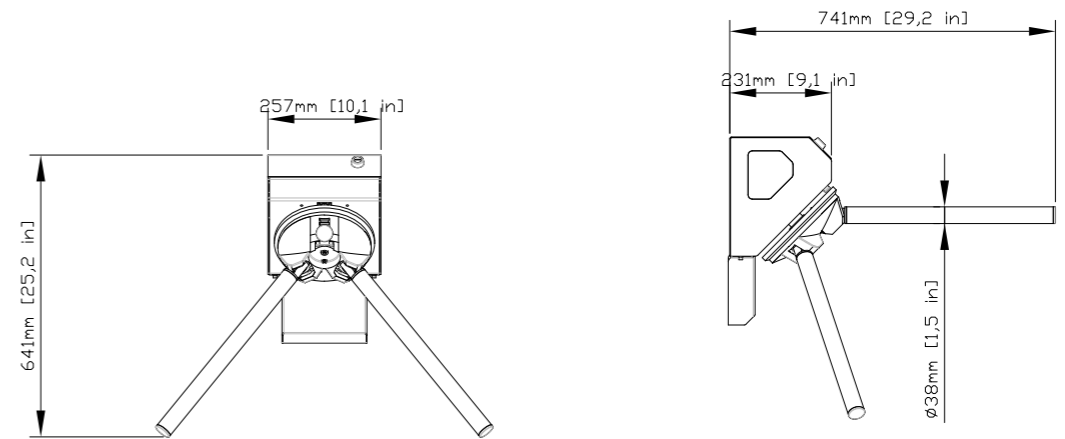
All information given herein are valid for the moment of publishing. GASTOP reserves the right to introduce changes to the offer herein, concerning both the models as well as their construction and equipment. This document does not constitute an offer as understood by the law and is published for information only. Equipment versions presented in this catalogue may not be available. Visualisations and photos of products presented herein may not show technical solutions adopted, properties of materials or colours used in detail. In order to define the abovementioned parameters, it is advised to turn to an authorised distributor or the device producer directly for more information.

DIMENSIONS GA2-ST1



- KEY:
- Steering from the outside - an S/UTP strand
 - 24 V supply - ØMY wire 3x1,5mm
 - Foundation

DIMENSIONS GA2-S



- KEY:
- Steering from the outside - an S/UTP strand
 - 24 V supply - ØMY wire 3x1,5mm
[0,06 in]
 - Foundation



EU: GASTOPGROUP.COM
USA: GASTOP.US



Distributore unico per l'Italia

infordata
SISTEMI

NUMERO VERDE
800 93 66 55

tornellicontrolloaccessi.it