

SPEED GATES

GT1-170 / GT2-170



 **GASTOP**



Capacity
On the highest level.

Configuration

Easier than you think.

GT1-170 / GT2-170 SPEED GATES

Gates are designed for continuous operation and assisting pedestrian access control at high density of pedestrian traffic zones, inside building under direct control. The gates are equipped with glass arms with a height of 170cm.

Typical usage:

- passenger traffic ticket and access control points,
- airports/seaports,
- authorized personnel entry points, passenger flow direction,
- access control points in secure buildings (e.g. federal facilities, including border crossings, departments, other agencies and branches,
- ticket control and fee collection points at museums, theaters, exhibitions, fairs, arenas, pay toilets, ticket control points in sport facilities, e.g. swimming pools, stadiums, other multi-purpose arenas,
- access control and TNT systems in the workplace, e.g. offices, special areas in factories.





Effective and advanced access control.

FINISH OPTIONS



■ Stainless steel - INOX AISI 304



□ RAL 9003



□ RAL 7016



□ RAL 5010



□ RAL 6002

■ Standard finish
□ Non-standard colour/non-standard finishing

OTHER FUNCTIONS GT1-170 / GT2-170



1. EASY SETUP

Easy configuration of operation modes and functions via the touch panel.

4. EMERGENCY EXIT

The gate remains open in case of a power failure.



2. LED PICTOGRAMS

Led pictograms show active/inactive traffic directions in the passage. The red color shows the inactive/blocked traffic direction (the device blocks the passage). The green color shows active/unblocked traffic direction.

5. SENSOR ARRAY

System software analyzes sensor signals to detect, with high accuracy, such cases as two people trying to pass under single authorization or a person passing without it.



3. SOUND SIGNALLING

Sound alarm reports, among other things, unusual situations (e.g. two people trying to pass in the same or opposite directions without authorization), or unauthorized object within the movement detection area.

6. OVERLOAD PROTECTION

All gates have additional overload protection systems to stop the wings and sound an alarm if an obstacle is detected.

Visualizations made using gate models with 100cm height arms

EXAMPLE MODULES

GT1-170



GT2-170



TECHNICAL SPECIFICATIONS GT1-170, GT2-170

MECHANISM

- System for making the passage passable in case of voltage decay (parting of the device's arms).
- Overload system for arms movement.
- Mechanical system of the engine and gear enables smooth, quiet and fast movement of the arms.

DEVICE'S CONTRUCTION

- Simplified assembly to the foundation with glued anchor bolts (bolts are not included).

ELECTRONIC UNIT (MASTER' MODULE)

- Control input (0V signal) for each direction of the individual passage-way separately (e.g. cart reader, control panel, coin mechanism, remote control, fire system).
- Return signal output informing on the person's passage based on authorisation signal.
- Higher priority inputs for deactivating the passageway section (e.g. from the building management system).
- The highest priority input for making passable/opening the passageway section (e.g. from fire system).
- Sound and visual signals.
- Function for memorising the control signals during the individual passageway cycle.

MARKINGS OF DEVICES

| Model | Glass Height | Module | Finish Options |
|-------|--------------|--------|----------------|
| GT2 | 170 | L | INOX |

Examples of markings:

- GT2-170-C-RAL5010 - central module, glass height 100 cm, finish type RAL5010.
- GT2-170-R-RAL9006 - right module, glass height 100 cm, finish type RAL9006.

NOTE:

Standard finish includes AISI 304 (INOX) stainless steel and clear glazing.
Any non-standard dimensions of the passage must be agreed with the manufacturer.

SPECIFICATIONS

| PARAMETER | GT1-170-L/R; GT2-170-L/R | GT1-170-C; GT2-170-C |
|-----------------------------|-----------------------------------|-----------------------------------|
| Power supply voltage: | 230 V, 50/60 Hz | 230 V, 50/60 Hz |
| Maximum power consumption: | 300 W | 600 W |
| Minimum power consumption: | 120 W | 240 W |
| Current draw at start-up: | 10 A | 10 A |
| Operation temperature: | 0° do +50° C [32° do 122°F] | 0° do +50° C [32° do 122°F] |
| Storage temperature: | -30° do +60° C [-22° do 140°F] | -30° do +60° C [-22° do 140°F] |
| IP protection rate: | IP 40 | IP 40 |
| Maximum operation humidity: | 85 % | 85 % |
| Wing opening/closing time: | ~ 0.6 sec | ~ 0.6 sec |
| Main cabinet material: | INOX AISI 304 | INOX AISI 304 |
| Device wing: | tempered glass 10 mm | tempered glass 10 mm |

OPTIONAL EQUIPMENT*

| Name | Description |
|---------------|---|
| Transformer | A 230/24V transformer or 110/24V |
| Control panel | A control panel for the pedestrian traffic manual control |

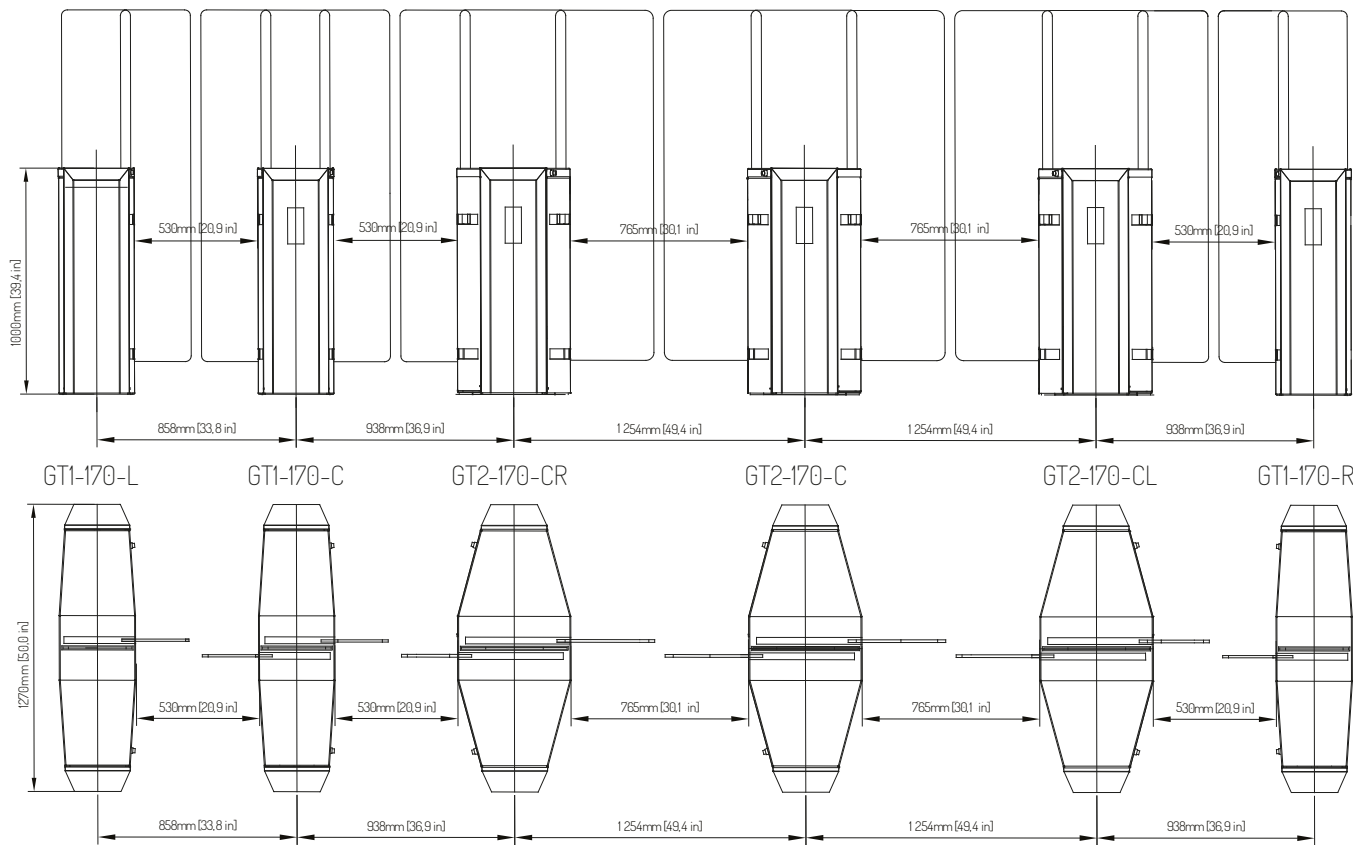
* Optional equipment is not included with the device.



Additional materials and how-to videos available at www.gastopgroup.com

All information given herein is valid at time of publication. GASTOP reserves the right to introduce changes to this offer, concerning both models as well as their construction and equipment. This document does not constitute an offer as understood by law and is published solely for the purpose of information. Optional equipment presented in this brochure may not be available. Product photos and visualizations presented herein may not accurately show technologies in use, properties of materials or colors. Please refer to an authorized distributor or directly to the device manufacturer for detailed information on the above mentioned parameters.

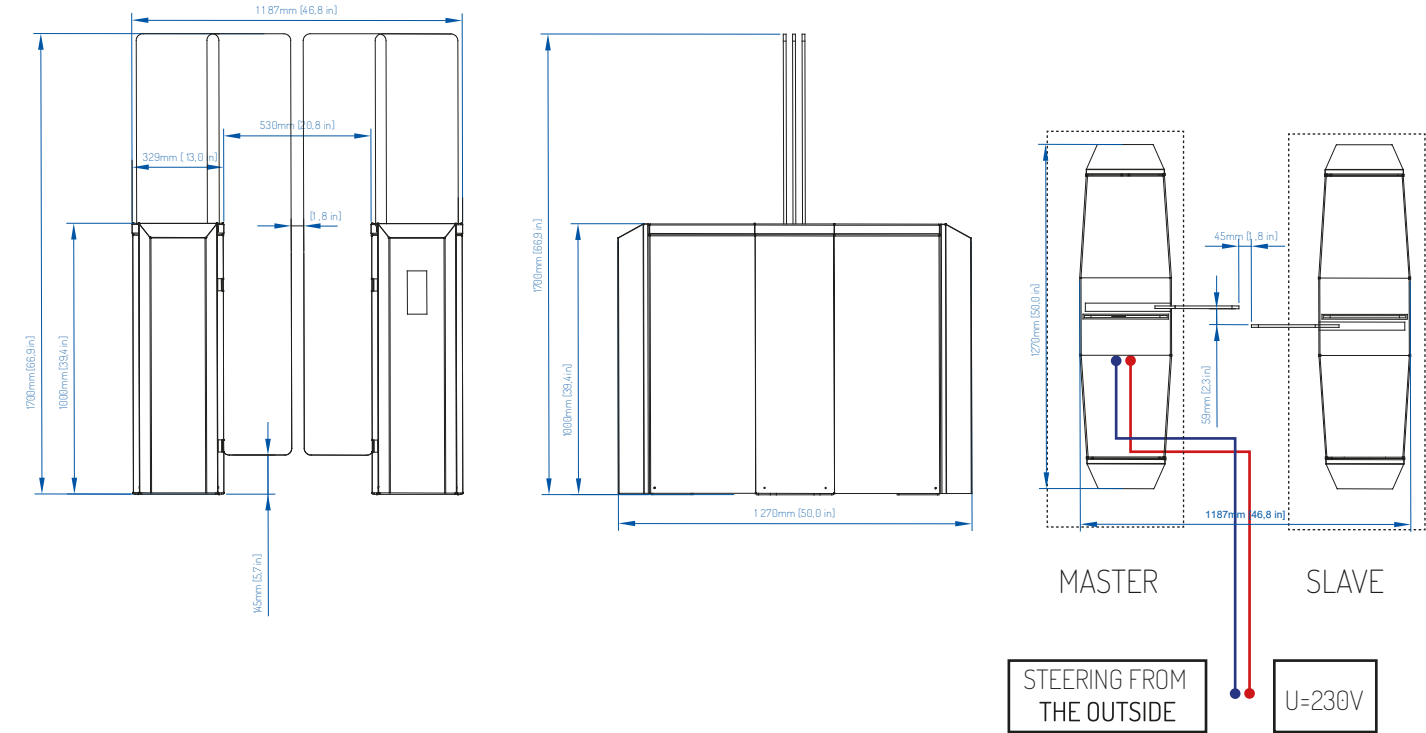
MODULES



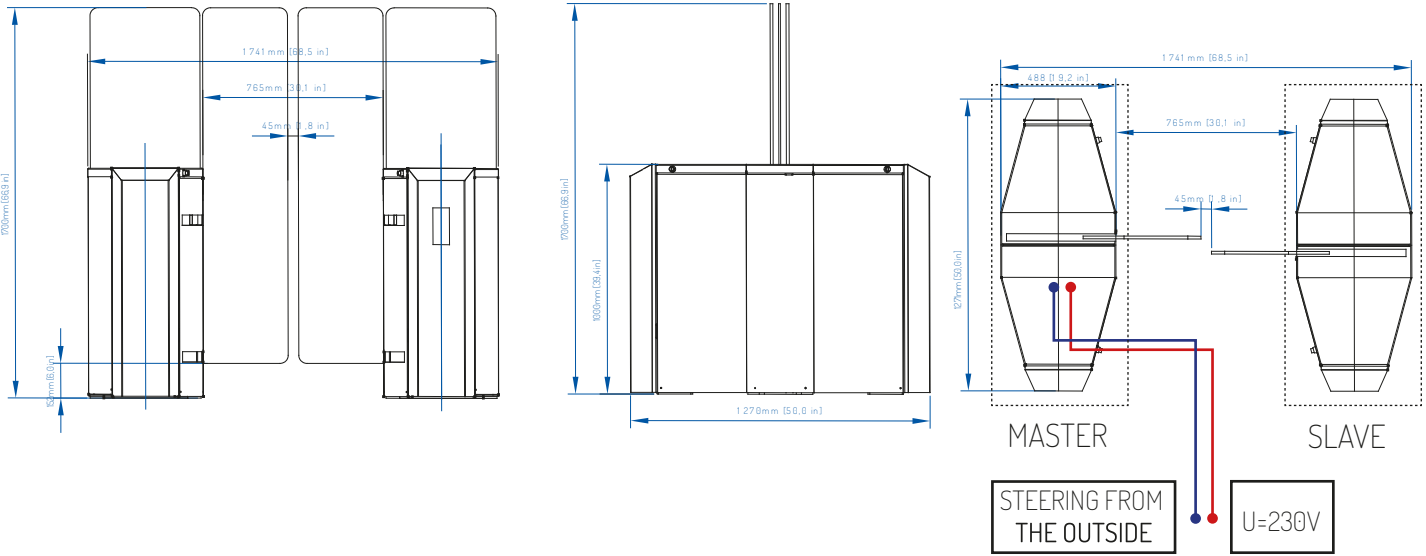
| Model | Glass Height | Module | Width of the passage (530 mm/765 mm) |
|------------------|--------------|--------|---|
| GT1-170-L-INOX* | 170 | L | 530 |
| GT1-170-R-INOX* | 170 | R | 530 |
| GT1-170-C-INOX* | 170 | C | 530 |
| GT2-170-L-INOX* | 170 | L | 530 |
| GT2-170-R-INOX* | 170 | R | 530 |
| GT2-170-C-INOX* | 170 | C | 530 |
| GT2-170-CR-INOX* | 170 | CR | 530/765 |
| GT2-170-CL-INOX* | 170 | CL | 765/530 |

ATTENTION:
* standard type of housing finish - AISI 304 sta-
inless steel (INOX); Non-standard type of housing
finish - stainless steel, powder coated, RAL color

DIMENSIONS GT1-170



DIMENSIONS GT2-170



KEY:

- Steering from the outside - an S/UTP strand
- 230 V supply - ØMY wire 3x1.5mm
- Foundation



EU: GASTOPGROUP.COM
USA: GASTOP.US



Distributore unico per l'Italia

infordata
SISTEMI

NUMERO VERDE
800 93 66 55

tornellicontrolloaccessi.it