

SPEED GATES

SG-2



 **GASTOP**



High Throughput

Easy Setup

## SG-2 SPEED GATES

Facilitates access control in secure areas indoors.

### Typical usage:

- passenger traffic ticket and access control points,
- airports/seaports,
- authorized personnel entry points, passenger flow direction,
- access control points in secure buildings (e.g. federal facilities, including border crossings, departments, other agencies and branches,
- ticket control and fee collection points at museums, theaters, exhibitions, fairs, arenas, pay kiosks, ticket control points in sport facilities, e.g. swimming pools, stadiums, other multi-purpose arenas,
- access control and TNT systems in the workplace, e.g. offices, special areas in factories.





Contact-free access control.

## GLAZING COLOR OPTIONS




■ CLEAR

□ DARK GREY

□ DARK BLUE

□ DARK BRONZE

## FINISH OPTIONS



■ Stainless steel - INOX AISI 304

□ RAL 9003

□ RAL 7016

□ RAL 5010



□ RAL 6002

\*Glazing color options are available for low-glass models only. High-glass models are available exclusively in the clear option.

■ Standard finish

□ Non-standard colour/non-standard finishing

## SG-2 - OTHER FUNCTIONS




1




2



3



4



5



6

### 1. EASY SETUP

A control panel equipped with a display and a multi-function selector allows easy setup of functions and operating modes.

### 2. LED PICTOGRAMS

Led pictograms show active/inactive traffic directions in the passage. The red color shows the inactive/blocked traffic direction (the device blocks the passage). The green color shows active/unblocked traffic direction.

### 3. SOUND SIGNALLING

Sound alarm reports, among other things, unusual situations (e.g. two people trying to pass in the same or opposite directions without authorization), or unauthorized object within the movement detection area.

### 4. EMERGENCY EXIT

The gate remains open in case of a power failure.

### 5. SENSOR ARRAY

System software analyzes sensor signals to detect, with high accuracy, such cases as two people trying to pass under single authorization or a person passing without it.

The lower row of sensors is an optional extra.

### 6. OVERLOAD PROTECTION

All gates have additional overload protection systems to stop the wings and sound an alarm if an obstacle is detected.

# EXAMPLE MODULES

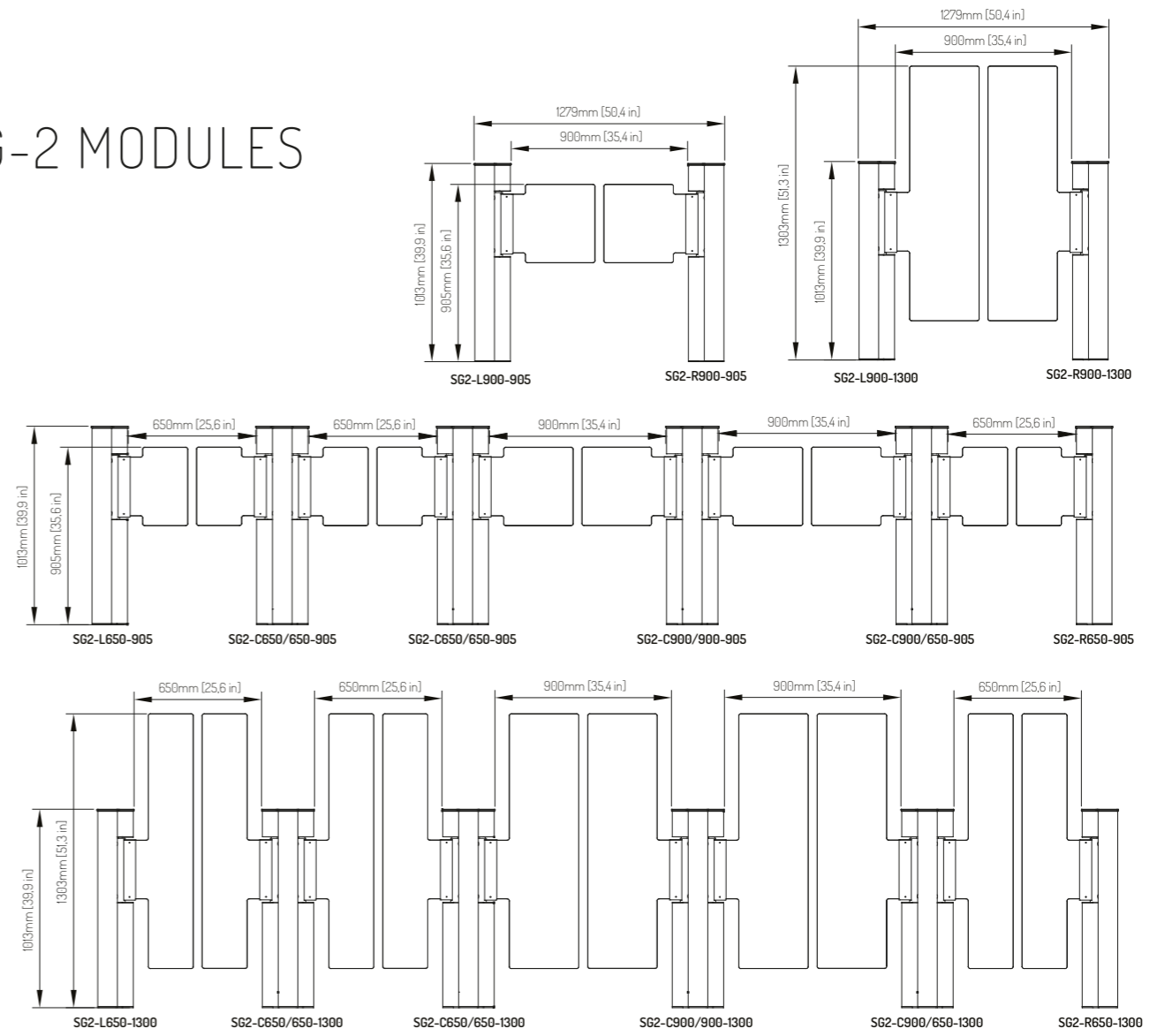
## LOW GLASS



## HIGH GLASS



# SG-2 MODULES



Module	Width of the passage	Glass Height
SG-2-L650-905-INOX*-CLEAR**	650	905
SG-2-L650-1300-INOX*-CLEAR**	650	1300
SG-2-L900-905-INOX*-CLEAR**	900	905
SG-2-L900-1300-INOX*-CLEAR**	900	1300
SG-2-R650-905-INOX*-CLEAR**	650	905
SG-2-R650-1300-INOX*-CLEAR**	650	1300
SG-2-R900-905-INOX*-CLEAR**	900	905
SG-2-R900-1300-INOX*-CLEAR**	900	1300
SG-2-C650/650-905-INOX*-CLEAR**	650/650	905
SG-2-C650/900-1300-INOX*-CLEAR**	650/900	1300
SG-2-C900/650-905-INOX*-CLEAR**	900/650	905
SG-2-C900/650-1300-INOX*-CLEAR**	900/650	1300

ATTENTION:  
 \* standard type of housing finish - AISI 304 stainless steel (INOX); Non-standard type of housing finish - stainless steel, powder coated, RAL color

\*\* standard type of glazing - colorless; Non-standard type of glazing - specify the color at the stage of ordering

# SG-2 - TECHNICAL SPECIFICATIONS

## MECHANISM

- Auto system to slow down the movement of arms approaching full-open/full-closed positions,
- Fast and precise wing drive system,
- Passage clearing system in case of power failure (auto wing unlocking),
- Arm positioning system (movement synchronization).

## THE DEVICE CONSTRUCTION

- Simplified fixing to a foundation due to glued anchor bolts (anchors not included),
- The gate is made of AISI 304 stainless steel with black powder-coating finish.

## ELECTRONIC SYSTEM

- Control input signal (0V) for each traffic direction individually (e.g. card reader, control panel, coin slot, remote control, firefighting system),
- Feedback signal output (0V signal) informing about a passage of a person based on an authorising signal,
- A higher priority input for excluding the section from operation (e.g. from the building management system),
- The highest priority input for clearing/opening the passage section (e.g. from the firefighting system),
- Functions: option to set operating modes (free passage or passage with authorization for each traffic direction separately), storing control signals during an operating cycle, sound alarm, LED alarm, variable wing movement speed, auto calibration and quick setup using the built-in control panel.

## MARKINGS OF DEVICES

Model	Module	Glass Height	Finish Options	Glass Color Options
SG-2	L650	905	INOX	CLEAR

### Examples of markings:

- SG-2-C650-1300-RAL5010-DARK BLUE - central module (width of the passage 650mm), glass height: 1300mm, finish type: RAL5010, glass color: blue..
- SG-2-R900-905-RAL9006-BRONZE - right module (width of the passage 900mm), glass height: 905mm, finish type: RAL9006, glass color: brown.

### NOTE:

Standard finish includes AISI 304 (INOX) stainless steel and clear glazing.  
Standard glass height is 905mm.  
Any non-standard dimensions of the passage must be agreed with the manufacturer.



Additional materials and how-to videos available at [www.gastopgroup.com](http://www.gastopgroup.com)

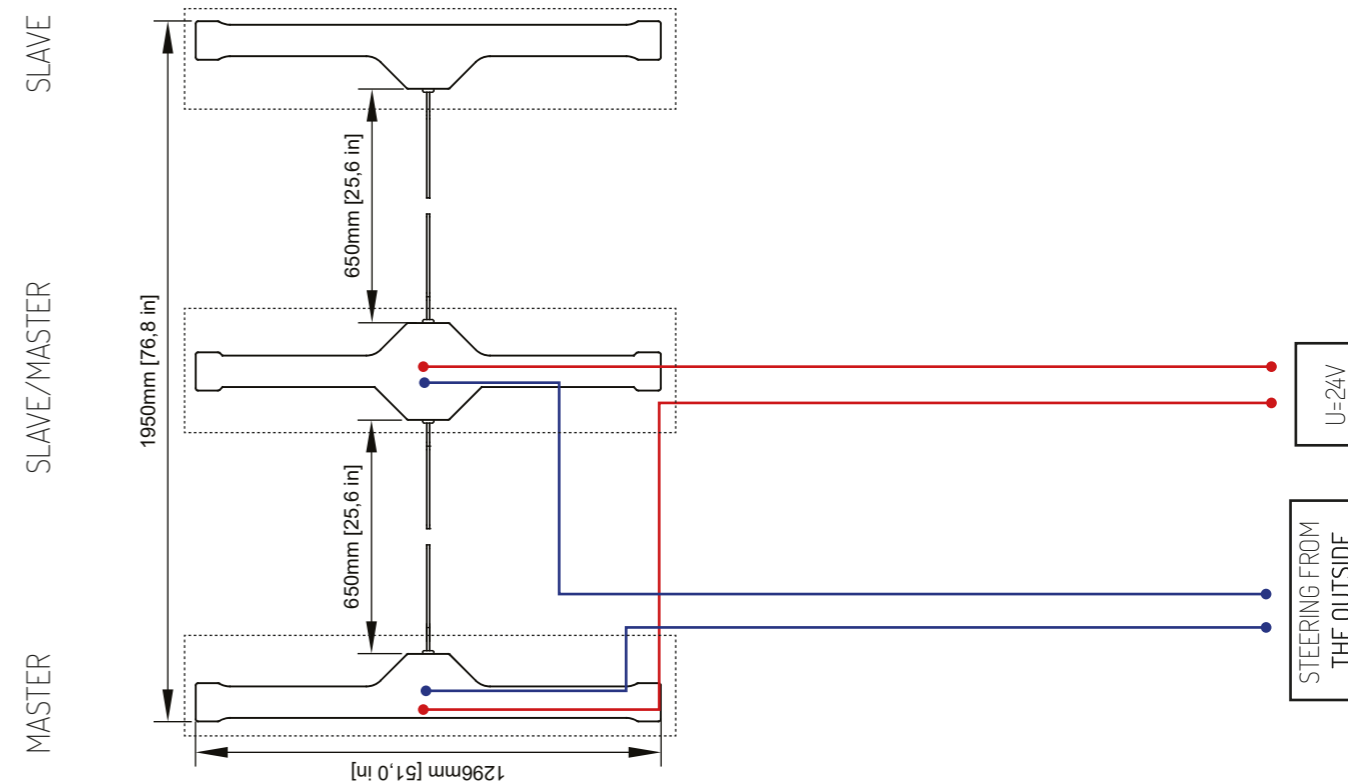
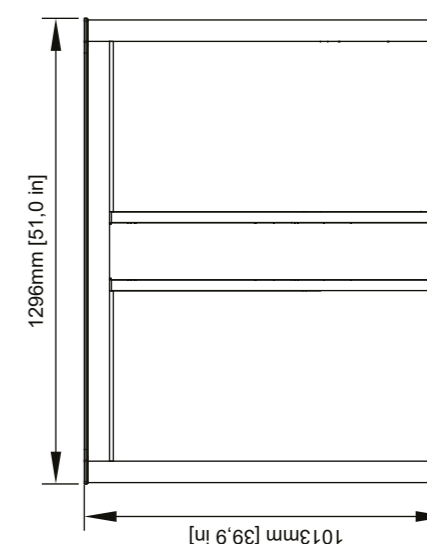
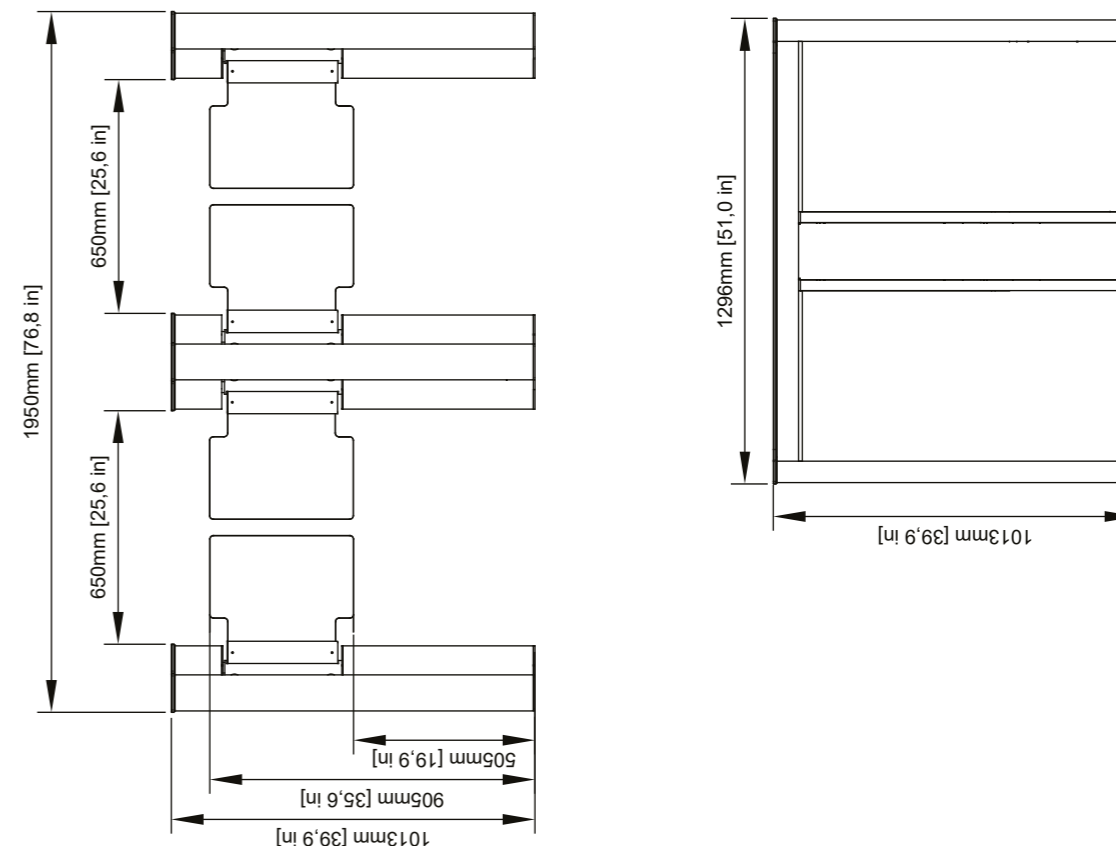
## SPECIFICATIONS

PARAMETER	SG-2 -L/R	SG-2-C
Power supply voltage:	24 V DC	24 V DC
Maximum power consumption:	90 W	180 W
Minimum power consumption:	30 W	60 W
Current draw at start-up:	4 A	8 A
Operation temperature:	0° to +50° C [32° to 122°F]	0° to +50° C [32° to 122°F]
Storage temperature:	-30° to +60° C [-22° to 140°F]	-30° to +60° C [-22° to 140°F]
IP protection rate:	IP 40	IP 40
Maximum operation humidity:	85 %	85 %
Wing opening/closing time:	- 1 sec	- 1 sec
Main cabinet material:	INOX AISI 304	INOX AISI 304
Device wing:	tempered glass 8 mm	tempered glass 8 mm

## OPTIONAL EQUIPMENT\*

Name	Description
Transformer	A 230/24V transformer or 110/24V
Control panel	A control panel for the pedestrian traffic manual control

\* Optional equipment is not included with the device.



## KEY:

- Steering from the outside - an S/UTP strand
- 24 V supply - 0MY wire 3x1.5mm
- Foundation



EU: GASTOPGROUP.COM  
USA: GASTOP.US



Distributore unico per l'Italia

infordata  
SISTEMI

NUMERO VERDE  
800 93 66 55

tornellicontrolloaccessi.it